



we make life better®

2311 Wilson Boulevard Suite 400 Arlington VA 22201 USA  
Phone 703 524 8800 | Fax 703 562 1942  
www.ahrinet.org

March 8, 2024

Contact: [Regan Spencer](#)

Phone: 703.600.0380

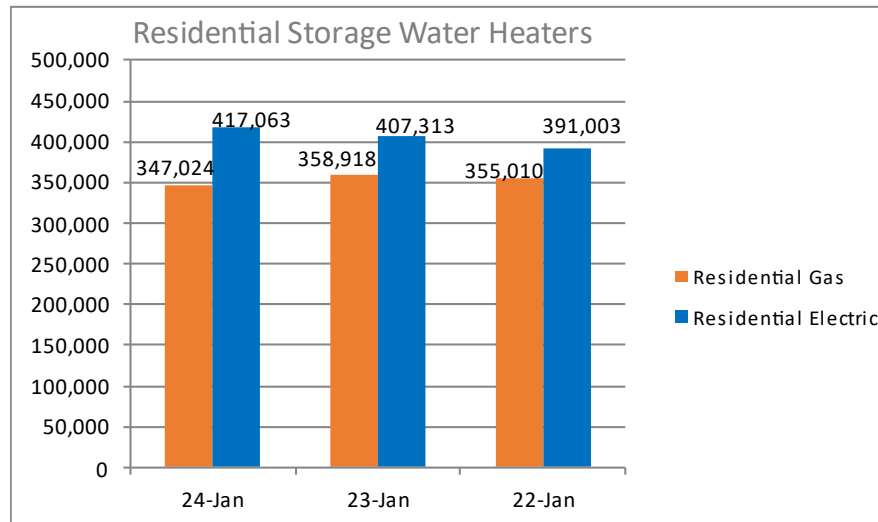
Public data is available in Excel format [here](#).

Please see our FAQs [here](#).

## AHRI Releases January 2024 U.S. Heating and Cooling Equipment Shipment Data

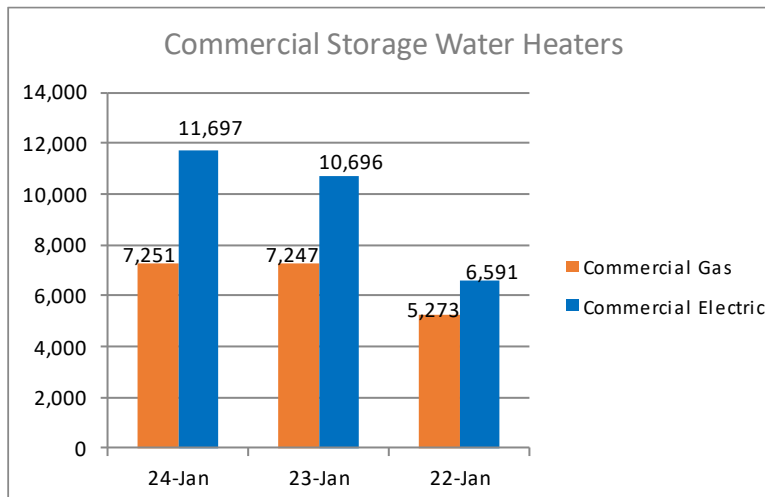
### Residential Storage Water Heaters

U.S. shipments of residential gas storage water heaters for January 2024 decreased 3.3 percent, to 347,024 units, down from 358,918 units shipped in January 2023. Residential electric storage water heater shipments increased 2.4 percent in January 2024 to 417,063 units, up from 407,313 units shipped in January 2023.



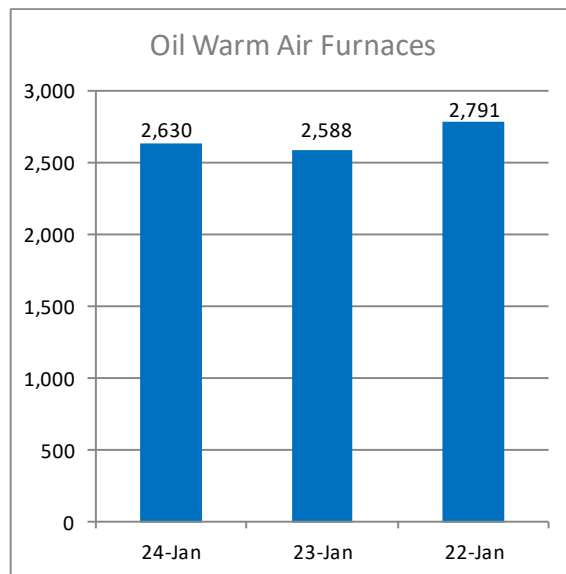
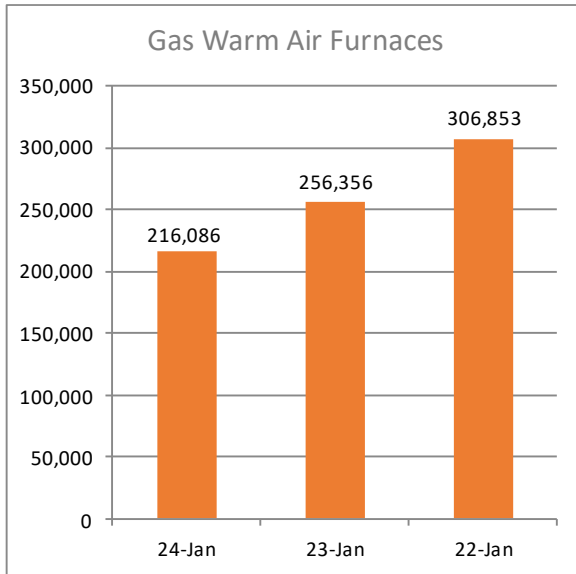
### Commercial Storage Water Heaters

Commercial gas storage water heater shipments increased 0.1 percent in January 2024, to 7,251 units, up from 7,247 units shipped in January 2023. Commercial electric storage water heater shipments increased 9.4 percent in January 2024, to 11,697, up from 10,696 units shipped in January 2023.



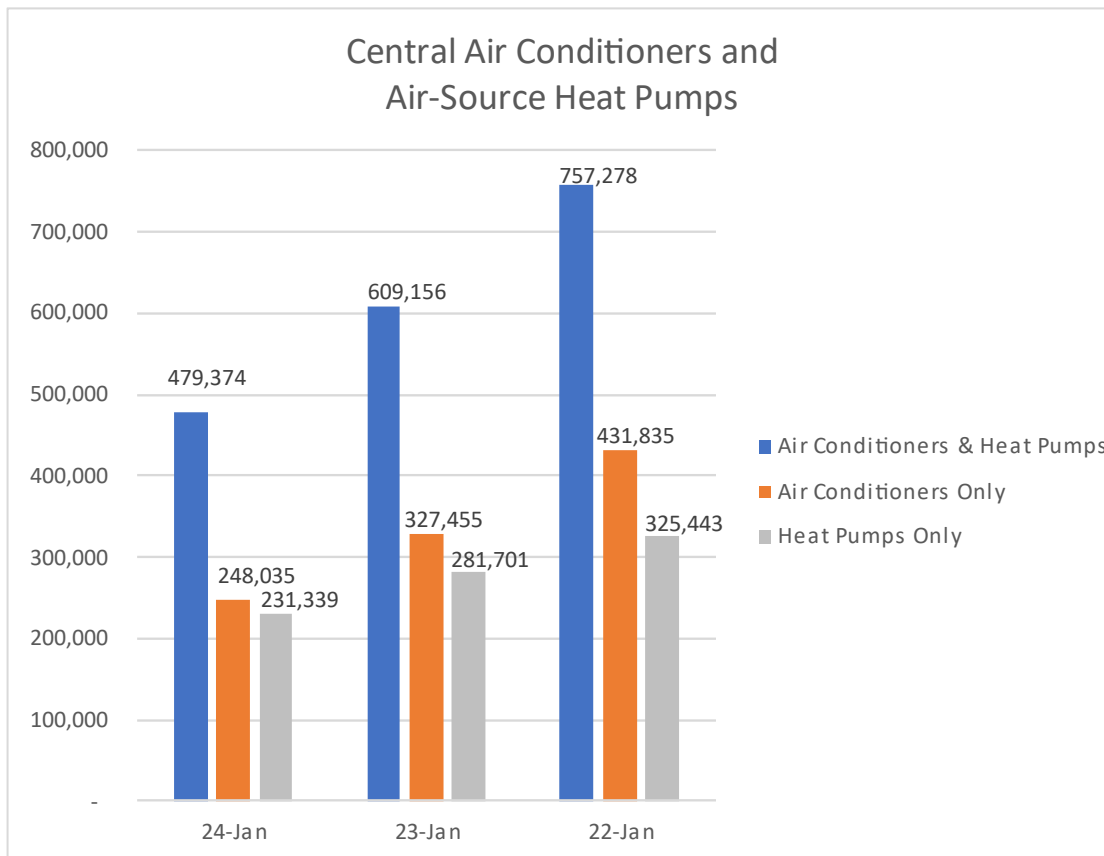
### Warm Air Furnaces

U.S. shipments of gas warm air furnaces for January 2024 decreased 15.7 percent, to 216,086 units, down from 256,356 units shipped in January 2023. Oil warm air furnace shipments increased 1.6 percent, to 2,630 units in January 2024, up from 2,588 units shipped in January 2023.



### Central Air Conditioners and Air-Source Heat Pumps

U.S. shipments of central air conditioners and air-source heat pumps totaled 479,374 units in January 2024, down 21.3 percent from 609,156 units shipped in January 2023. U.S. shipments of air conditioners decreased 24.3 percent, to 248,035 units, down from 327,455 units shipped in January 2023. U.S. shipments of air-source heat pumps decreased 17.9 percent, to 231,339 units, down from 281,701 shipped in January 2023.



# U.S. Manufacturers' Shipments of Central Air Conditioners and Air-Source Heat Pumps

Size Description (000) BTUH	Month			YTD		
	2024 Total	% Change from 2023	2022 Total	2024 Total	% Change from 2023	2022 Total
<b>Under 16.5</b>	22,970	-0.8	32,351	22,970	-0.8	32,351
<b>16.5-21.9</b>	60,667	-18.5	72,615	60,667	-18.5	72,615
<b>22-26.9</b>	97,945	-22.0	143,764	97,945	-22.0	143,764
<b>27-32.9</b>	72,123	-19.0	119,364	72,123	-19.0	119,364
<b>33-38.9</b>	88,157	-26.7	163,628	88,157	-26.7	163,628
<b>39-43.9</b>	30,550	-20.1	54,964	30,550	-20.1	54,964
<b>44-53.9</b>	44,850	-30.3	84,846	44,850	-30.3	84,846
<b>54-64.9</b>	40,215	-28.1	65,001	40,215	-28.1	65,001
<b>65-96.9</b>	7,476	+8.6	7,555	7,476	+8.6	7,555
<b>97-134.9</b>	6,132	+32.1	5,666	6,132	+32.1	5,666
<b>135-184.9</b>	4,018	+15.7	3,817	4,018	+15.7	3,817
<b>185-249.9</b>	1,656	+38.0	1,651	1,656	+38.0	1,651
<b>250-319.9</b>	1,385	+43.1	1,110	1,385	+43.1	1,110
<b>320-379.9</b>	318	+33.1	217	318	+33.1	217
<b>380-539.9</b>	312	+13.5	230	312	+13.5	230
<b>540-639.9</b>	241	+31.7	195	241	+31.7	195
<b>640-799.9</b>	116	+48.7	95	116	+48.7	95
<b>800.0-899.9</b>	68	+70.0	79	68	+70.0	79
<b>900.0-999.9</b>	54	+5.9	42	54	+5.9	42
<b>1,000.0-1,199.9</b>	47	+88.0	10	47	+88.0	10
<b>1,200.0 &amp; Over</b>	74	-5.1	78	74	-5.1	78
<b>TOTAL</b>	<b>479,374</b>	<b>-21.3</b>	<b>757,278</b>	<b>479,374</b>	<b>-21.3</b>	<b>757,278</b>

## Notes and FAQs

A shipment is defined as when a unit transfers ownership; a consignment is not a transfer of ownership. Industry data is aggregated from the information supplied by AHRI member companies that participate in the statistics program and can be subject to revision. Published year-to-date data is inclusive of all revisions. No other AHRI data (e.g., by state or region) is available to the public other than that published. AHRI does not conduct any market forecasting and is not qualified to discuss market trends. BTUHs of 64.9 and below are for residential units; 65.0 and above for commercial. For previous monthly shipment releases and historical data, please see <http://www.ahrinet.org/statistics>.

1. How do my colleagues subscribe to the report?

Go to <http://www.ahrinet.org/statistics> and click on Subscribe.

2. Does this data represent shipments to the United States only or are shipments outside of the United States included?

This data represents shipments to customers in the United States only.

3. Do you provide U.S. data by state?

That data is not available publicly.

4. Is historical data available in Excel?

It is available monthly reflecting exactly the data presented in the monthly public release.

5. Is data available in a different format?

The only format available is provided on the website.

6. Does the December YTD data equal full calendar year?

Yes, it does.

7. Can I purchase additional industry data from AHRI?

No, AHRI statistical data is not for sale.

8. Does AHRI provide information for academic research purposes?

AHRI is not authorized by our members to provide information other than what is listed on our website.

9. How much of the industry does the data represent?

Although we cannot get into specifics about how much of the industry the data represents, in general, AHRI is one of the largest trade associations in the nation, representing more than 300 heating, water heating, ventilation, air conditioning and commercial refrigeration manufacturers within the global HVACR industry. AHRI's 300+ member companies account for more than 90 percent of the residential and commercial air conditioning, space heating, water heating, and commercial refrigeration equipment manufactured and sold in North America.

10. Is it accurate to use the number for year-to-date U.S. shipments as a measure of sales?

AHRI reports track shipments, which are defined as when a unit transfers ownership. While some people use the terms shipments and sales interchangeably, they may not be the same.

11. Where can I find the definitions for the products included in this report?

Download product definitions for monthly shipment reports [here](#).

###

### [About AHRI](#)

The Air-Conditioning, Heating, and Refrigeration Institute (AHRI) is the trade association representing manufacturers of air conditioning, heating, and commercial refrigeration, and water heating equipment. An internationally recognized advocate for the industry, AHRI develops standards for and certifies the performance of many of these products. AHRI's 300+ member companies manufacture quality, efficient, and innovative residential and commercial air conditioning, space heating, water heating, and commercial refrigeration equipment and components for sale in North America and around the world.